



solavanti lighting



DESIGN



02/**Technical LED**





Technical LED ■ Recessed LED

		120v				order code	
							D10101GL/D daylight
							D10101GL/W warm
		natural aluminum				D10101GL/BL blue	

		350mA				order code	
							D10101AL/D/15 daylight
							D10101AL/W/15 warm
			natural aluminum				D10101AL/BL/15 blue
							D10101AL/D/35 daylight
							D10101AL/W/35 warm
							D10101AL/BL/35 blue
							Driver required, see page 310. 15/35 indicates beam angle.

		350mA				order code	
							D11101AL/D/15 daylight
			natural aluminum				D11101AL/BL/15 blue
							D11101AL/D/35 daylight
							D11101AL/W/35 warm
							D11101AL/BL/35 blue
							Driver required, see page 310. 15/35 indicates beam angle.



LED points

LED ENERGY		350mA	III	driver excl.	15.7"
fast connection		1w	LED		
dimmable			3.9"	1.2"	
2.0"	1.0"	aluminum	15°,35°	lb	0.3

order code	
15°	
D11101W/D/15	white/daylight
D11101W/W/15	white/warm
D11101B/D/15	black/daylight
D11101B/W/15	black/warm
35°	
D11101W/D/35	white/daylight
D11101W/W/35	white/warm
D11101B/D/35	black/daylight
D11101B/W/35	black/warm

Requires 350mA driver, page 310.

LED ENERGY		700mA	III	driver excl.	15.7"
natural aluminum		3w	LED		
fast connection			3.9"	1.2"	
dimmable		aluminum	15°	lb	0.3

order code	
1x3w	
15°	
D11103LC/W/D/15	white/daylight
D11103LC/W/W/15	white/warm
D11103LC/B/D/15	black/daylight
D11103LC/B/W/15	black/warm
D11103LC/AL/D/15	aluminum/daylight
D11103LC/AL/W/15	aluminum/warm

Use driver D89003A, page 311.

LED ENERGY		700mA	III	driver excl.	15.7"
natural aluminum		3w	LED		
fast connection			3.9"	1.2"	
dimmable		aluminum	35°	lb	0.3

order code	
35°	
D11103LC/W/D/35	white/daylight
D11103LC/W/W/35	white/warm
D11103LC/B/D/35	black/daylight
D11103LC/B/W/35	black/warm
D11103LC/AL/D/35	aluminum/daylight
D11103LC/AL/W/35	aluminum/warm

Use driver D89003A, page 311.

LED ENERGY		350mA	III	driver excl.	15.7"
fast connection		1w	LED		
dimmable			2.1"	1.2"	
2.4"x2.4"	1.2"	aluminum	35°	lb	0.3

order code	
1w	
35°	
D51101W/D/35	white/daylight
D51101W/W/35	white/warm
D51101B/D/35	black/daylight
D51101B/W/35	black/warm

Requires 350mA driver, page 310.

LED ENERGY		700mA	III	driver excl.	15.7"
natural aluminum		3w	LED		
fast connection			2.1"	1.2"	
dimmable		natural aluminum	35°	lb	0.3

order code	
3w	
35°	
D51103LC/AL/D/35	aluminum/daylight
D51103LC/AL/W/35	aluminum/warm

Use driver D89003A, page 311.



		LED ENERGY		350mA				order code		
									D11101D/D/15	daylight
								D11101D/W/15	warm	
				natural aluminum				Driver required, see page 310. 15 indicates beam angle.		

		LED ENERGY		350mA				order code		
									D51101D/D/15	daylight
								D51101D/W/15	warm	
				natural aluminum				Driver required, see page 310. 15 indicates beam angle.		

		LED ENERGY		350mA				order code		
									D10101AD/D/15	daylight
								D10101AD/W/15	warm	
				natural aluminum				Driver required, see page 310. 15 indicates beam angle.		

	LED ENERGY		700mA				order code		
								3w	
							D10103LA/D/35	daylight	
			natural aluminum				D10103LA/W/35	warm	
							Driver required, see page 311. 35 indicates beam angle.		

LED points plus

LED ENERGY
natural aluminum

fast connection

3.5" 2.4"



350mA III driver excl. 15.7"

3w LED

2.2" 2.0"

aluminum + glass lb 0.7

order code

3x1w
D10103GL/D daylight
D10103GL/W warm

Requires 350mA driver, page 310.

LED ENERGY
natural aluminum

fast connection

dimmable

2.8" 1.4"



350mA III driver excl. 15.7"

3w LED

2.4" 1.6"

aluminum 35° lb 0.4

order code

3x1w 35°
D10103N/W/D/35 white/daylight
D10103N/W/W/35 white/warm
D10103N/B/D/35 black/daylight
D10103N/B/W/35 black/warm
D10103N/AL/D/35 aluminum/daylight
D10103N/AL/W/35 aluminum/warm

Requires 350mA driver, page 310.

LED ENERGY
natural aluminum

fast connection

dimmable

3.1" 1.6"



350mA III driver excl. 15.7"

3w LED

2.8" 2.0"

aluminum 35° lb 0.5

order code

3x1w 35°
D11103N/W/D/35 white/daylight
D11103N/W/W/35 white/warm
D11103N/B/D/35 black/daylight
D11103N/B/W/35 black/warm
D11103N/AL/D/35 aluminum/daylight
D11103N/AL/W/35 aluminum/warm

Requires 350mA driver, page 310.

LED ENERGY

fast connection

dimmable

3.1" 1.6"



350mA III driver excl. 15.7"

3w LED

2.8" 2.0"

aluminum 35° lb

order code

3x1w 35°
D11103LW/D/35 white/daylight
D11103LW/W/35 white/warm
D11103LB/D/35 black/daylight
D11103LB/W/35 black/warm

Requires 350mA driver, page 310.

LED ENERGY

fast connection

dimmable

3.1"x3.1" 1.6"



350mA III driver excl. 15.7"

3w LED

2.8" 2.0"

aluminum 35° lb

order code

3x1w 35°
D51103LW/D/35 white/daylight
D51103LW/W/35 white/warm
D51103LB/D/35 black/daylight
D51103LB/W/35 black/warm

Requires 350mA driver, page 310.

LED points plus

LED ENERGY
natural aluminum

fast connection

dimmmable

4.3" 2.0"



700mA			
aluminum			

order code

6x3w 35°

D10106NA/W/D/35 white/daylight
 D10106NA/W/W/35 white/warm
 D10106NA/AL/D/35 aluminum/daylight
 D10106NA/AL/W/35 aluminum/warm

Use driver D89012A, page 311.

LED ENERGY

fast connection

4.1" 1.6"



350mA			
aluminum			

order code

6x1w 35°

D11106LW/D/35 white/daylight
 D11106LW/W/35 white/warm
 D11106LB/D/35 black/daylight
 D11106LB/W/35 black/warm

Use driver D89025A.

LED ENERGY
natural aluminum

fast connection

dimmmable

4.1" 1.6"



350mA			
aluminum			

order code

6x1w 35°

D11106N/W/D/35 white/daylight
 D11106N/W/W/35 white/warm
 D11106N/AL/D/35 aluminum/daylight
 D11106N/AL/W/35 alumiium/warm

Requires 350mA driver, page 310.

LED ENERGY

fast connection



350mA			

order code

D89003/EXT
 D89006/EXT

3 and 6-way extension for all 350mA LED fittings with fast connection system.

LED ENERGY

fast connection



700mA			

order code

D89003A/EXT
 D89006A/EXT

3 and 6-way extension for all 700mA LED fittings with fast connection system.

Technical LED ■ Recessed LED



LED points plus



Technical LED ■ Recessed LED

114

 		350mA			
		natural aluminum			
2.4"x2.4"	1.2"				
order code D51101AL/D/15 daylight D51101AL/W/15 warm D51101AL/BL/15 blue D51101AL/D/35 daylight D51101AL/W/35 warm					
Driver required, see page 310. 15/35 indicates beam angle.					

 		350mA			
		natural aluminum			
4.4"x2.4"	1.2"				
order code 2x1w D51201AL/D/15 daylight D51201AL/W/15 warm D51201AL/D/35 daylight D51201AL/W/35 warm					
Driver required, see page 310. 15/35 indicates beam angle.					

 		350mA			
		natural aluminum			
6.5"x2.4"	1.2"				
order code 3x1w D51301AL/D/15 daylight D51301AL/W/15 warm D51301AL/D/35 daylight D51301AL/W/35 warm					
Driver required, see page 310. 15/35 indicates beam angle.					

 		350mA			
		natural aluminum			
4.4"x4.4"	1.2"				
order code 4x1w D51401AL/D/15 daylight D51401AL/W/15 warm D51401AL/D/35 daylight D51401AL/W/35 warm					
Driver required, see page 310. 15/35 indicates beam angle.					





Technical LED ■ Recessed LED

 LED ENERGY dimmable		350mA	III	driver excl.	15.7"	order code 4x1w D50401L/D/35 daylight D50401L/W/35 warm
		4w	LED			
 3.6"x3.6" 1.2"		 3.1"x3.1" 35°	 1.6"			Driver required, see page 310. 35 indicates beam angle.

 LED ENERGY dimmable		350mA	III	driver excl.	15.7"	order code 6x1w D50601L/D/35 daylight D50601L/W/35 warm
		6w	LED			
 5.2"x3.6" 1.2"		 4.6"x3.1" 35°	 1.6"			Driver required, see page 310. 35 indicates beam angle.

LED points pro



Technical LED ■ Recessed LED

116

 			350mA	III	driver excl.	15.7"	order code 3x1w D10103L/D/35 daylight D10103L/W/35 warm
			3w	LED			
			↑	2.4"	1.6"		
			natural aluminum	35°	lb		
2.8"	1.4"						Driver required, see page 310. 35 indicates beam angle.

 			350mA	III	driver excl.	15.7"	order code 3x1w D50103L/D/35 daylight D50103L/W/35 warm
			3w	LED			
			↑	2.4"	1.6"		
			natural aluminum	35°	lb		
2.8"x2.8"	1.4"						Driver required, see page 310. 35 indicates beam angle.

 			350mA	III	driver excl.	15.7"	order code 3x1w D11103L/D/15 daylight D11103L/W/15 warm D11103L/D/35 daylight D11103L/W/35 warm
			3w	LED			
			↑	2.8"	2.0"		
			natural aluminum	15°,35°	lb		
3.1"	1.6"						Driver required, see page 310. 15/35 indicates beam angle.

 			350mA	III	driver excl.	15.7"	order code 3x1w D51103L/D/15 daylight D51103L/W/15 warm D51103L/D/35 daylight 51103L/W/35 warm
			3w	LED			
			↑	2.8"	2.0"		
			natural aluminum	15°,35°	lb		
3.1"x3.1"	1.6"						Driver required, see page 310. 15/35 indicates beam angle.



	LED ENERGY 													order code	
														6x1w D11106L/D/35 daylight D11106L/W/35 warm	Use 350mA driver page 310. 35 indicates beam angle.

	LED ENERGY 													order code	
														9x1w D11109L/D/35 daylight D11109L/W/35 warm	Use 350mA driver page 310. 35 indicates beam angle.

	LED ENERGY 													order code	
														12x1w D11112L/D/15 daylight D11112L/W/15 warm D11112L/D/35 daylight D11112L/W/35 warm	Use driver S464111 page 310. 15/35 indicates beam angle.

	LED ENERGY 													order code	
														18x1w D11118L/D/35 daylight D11118L/W/35 warm	Use driver S464111 page 310. 35 indicates beam angle.




Technical LED - Recessed LED





 		120v				order code
		3w	GU10			
3.5"	2.2"		2.5°	3.1"		For use with 3w LED GU10 lamp (not included).
		natural aluminum /glass		lb 0.4		

 		120v				order code
		3w	GU10			
3.5"x3.5"	2.0"		2.8°	3.1"		For use with 3w LED GU10 lamp (not included).
		natural aluminum /glass		lb 0.5		



		120v		driver incl.	
		1.7w			
			3.9"	2.4"	
		plastic		lb 0.6	
4.9" 1.9"		order code			
				D10121/W/D white/daylight D10121/W/W white/warm D10121/G/D grey/daylight D10121/G/W grey/warm	

		120v		driver incl.	
		1.8w			
				2.4"	1.2"
		natural aluminum		lb 0.6	
3.1" 2.0"		order code			
				9x0.2w D10101/AL/D daylight D10101/AL/BL blue	

		120v		driver incl.	
		1.8w			
				2.4"	1.6"
		natural aluminum		lb 0.6	
2.8"x2.8" 1.8"		order code			
				9x0.2w D50101/AL/D daylight D50101/AL/BL blue	

LED kitchen cabinet

		12v		transf. excl.	11.8"
		1w			
			2.0"	1.0"	
		steel		lb 0.2	
2.8" 1.0"		order code			
				1x1w D10101C/C/D chrome daylight D10101C/C/C chrome cool	
				Use 12v magnetic transformer.	



- LED ENERGY**
- fast connection
- dimmable
- 0.5"



24vDC			transf. excl.
	LED		
aluminum			0.1/0.1/1.3

order code			
3.9"	Watts	Lumens	
D38001A/D	1w	60	daylight
D38001A/W	1w	48	warm
D38001A/BL	1w		blue
D38001A/RGB	1w		RGB
7.9"			
D38002A/D	3w	135	daylight
D38002A/W	3w	108	warm
D38002A/BL	3w		blue
D38002A/RGB	3w		RGB
19.7"			
D38005A/D	6w	360	daylight
D38005A/W	6w	288	warm
D38005A/BL	6w		blue
D38005A/RGB	6w		RGB

- fast connection



			6.6ft/0.3ft
			0.2/0.1

order code	
Power supply cable	
D38006A	for DL & WW
D38006B	for BL
D38006C	for RGB
Corner cable	
D38007A	for DL & WW
D38007B	for BL
D38007C	for RGB





LED
ENERGY



0.6"x1.0"

120v			IP54
		P.S. excl.	
1.3w/ft	LED		
	164ft	50.6 lb	

order code	
CALL	daylight
CALL	cool
CALL	blue
CALL	green
CALL	red
CALL	orange
CALL	RGB
CALL	red/blue

Requires 120v flex lightline power supply.



120v			
			59.1"
		0.3 lb	

order code	
CALL	power supply



	120v			 43.3"	order code	
					CALL	RGB controller
	plastic				Controller for RGB flex lightline. Connection max. 49.2ft	

	120v			 31.5"	order code	
					CALL	RBL controller
	plastic		 lb 0.3			















					order code	
		 1000	 lb 5		CALL	connector
		 2400	 lb 17		CALL	mounting clip
		 1000	 lb 8		CALL	end cap

LED lightline

Technical LED ■ LED Lightlines

124



		120v		 P.S. excl.	IP54	order code CALL daylight CALL cool CALL warm CALL blue CALL green CALL red CALL violet CALL yellow
		 2.0w/ft	 LED			
						
		 0.8"0.4"	plastic	 164ft	 38.7	



	120v			 23.6"	order code	
					CALL	power supply
			 lb 0.3		Maximum connection 98.4ft	

	LED ENERGY	120v		 P.S. excl.	IP54	order code	
		 2.0w/ft	 LED			CALL	RGB
		 0.8"x0.4"	 164ft	 lb 0.2		Requires RGB lightline controller.	

	120v			 39.4"	order code	
					CALL	RGB controller
	plastic		 lb 0.4		Connect maximum 32.8ft.	

					order code	
		 960	 lb 0.04		CALL	connector
		 2400	 lb 0.005		CALL	mounting clip
	plastic	 1200	 lb 0.01		CALL	end cup




LED flexible strip



LED ENERGY

dimmable



24vDC

standard power

transf.excl.

18.3LEDs/ft

LED

16.4ft roll

0.5 / 0.6

0.4"

0.1"

order code


16.4ft	Watts	Lumen	
D7820/D	24w	530	daylight (4100K)
D7820/C	24w	530	cool (5500K)
D7820/W	24w	530	warm (3200K)
D7820/BL	24w	180	blue
D7820/GR	24w	480	green
D7820/R	24w	270	red
D7820/Y	24w	270	yellow
D7820/RGB	72w	620	RGB

Requires 24vDC driver, page 312.
Supplied in 16.4ft rolls with double face adhesive tape.
Connectors on page 129.



LED ENERGY

dimmable



24vDC

high power

transf.excl.

IP20

18.3LEDs/ft

LED

16.4ft roll

0.6

0.4"

0.1"

order code

16.4ft roll	Watts	Lumen	
D7830/D	72w	390	daylight (4100K)
D7830/C	72w	390	cool (6300K)
D7830/W	72w	360	warm (3500K)


*new feed in required every 50w.

Requires 24vDC driver, page 312.
Supplied in 16.4ft rolls with double face adhesive tape.
Connectors on page 129.



LED flexible strip

Technical LED ■ LED Lightlines



LED
ENERGY

dimmable

0.5

0.2

24vDC	standard power	transf.excl.	IP54
18.3LEDs/ft	LED	↑	→
↑	→	↓	
	16.4ft roll	1.1 / 1.1	

order code			
16.4ft roll	Watts	Lumen	
D7820W/D	24w	530	daylight (4100K)
D7820W/W	24w	530	warm (5200K)
D7820W/BL	24w	180	blue
D7820W/Y	24w	270	yellow
D7820W/RGB	72w	620	RGB

Requires 24vDC driver, page 312.
Supplied in 16.4ft rolls



LED flexible strip outdoor



Technical LED ■ LED Lightlines

 dimmable		24vDC	high power	transf. excl.	IP68	order code 16.4ft roll Watt Lumen D7830W/D 72w 1170 daylight (4100K) D7830W/W 72w 1080 warm (3500K) *new feed in required every 50w. Requires 24vDC driver, page 312. Supplied in 16.4ft rolls.
		18.3 LEDs/ft	LED	→	←	
0.5"	0.2"					
		16.4ft roll	1.1			

	24vDC		15.7"	order code Feed Cable for D7824 D7820 D7824/RGB D7820/RGB D7834 D7830 Connector for D7822 D7820 D7822/RGB D7820/RGB D7832 D7830
	18.3 LEDs/ft		→	
		1.1		





SOLAVANTI LIGHTING, LLC

Dallas, Texas

Tel.: 1.866.356.4458

Fax: 1.866.516.1924

www.solavantilighting.com

